

Physician Access Link

Pathology Reference Laboratory is pleased to Offer PAL – Your Internet Link to Pathology Information

With PAL's Physician Access Link, you can easily access patients' reports from any internet-capable computer. Just log on to www.pathreflab.com and your patient reports are at your fingertips.

PAL benefits are suitable to serve any office, regardless of the type or size. For more information, please call (210) 892-4775 to speak with one of our staff members.

Minimum system requirements:

Computer access to the internet,
web browser, Adobe Acrobat Reader 5.0,
screen resolution 1024 x 768.



Secure and Confidential

- Bar-coded labels
- Secure log-in to PAL using unique user ID and password combination

Improve Efficiency

- Automatic triage by test and insurance matrix that PAL controls
- LMRP validation and automatic ABN printing with patient price displayed
- Automatic diagnosis code verification
- Shipping manifest and requisition creation and printing
- Results deliverable directly into your EMR
- Cumulative reports and graphs
- Utilization reports

24/7 PC Access to Patient Reports

- Order entry for Pap smears, Biopsies and other PRL tests
- Order routing to multiple laboratories
- Alternate lab test catalogs during order entry
- Interface to your Practice Management System for patient demographics data
- Results retrieval by internet, by fax, by printer
- Historical database, ready to access prior reports



**PATHOLOGY
REFERENCE
LABORATORY**



PATHOLOGY REFERENCE LAB

LOG-IN SCREEN

Staff member user name & unique password required

User Name

Your name

Password

Your unique password

Log-in

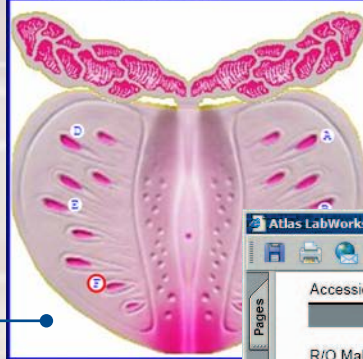
Exit

Copyright

Prostate, Needle biopsy - PROSTATE				Required Fields
Add Specimens		Test Notes		
Remove Specimen				
ID	Temperature	Location	Notes	
C	Room Temperature	R Apex		
D	Room Temperature	L Lateral Base		
E	Room Temperature	L Lateral Mid		
F	Room Temperature	L Lateral Apex		

TEST ORDER SCREEN

Easy steps to follow



DIAGNOSIS SCREEN

View your patient's secure results online

Atlas LabWorks - Lab Report (PDF)

Accession ID: S84128-05 Date Rec: 11/17/2005 OtherID: 123456

CLINICAL DESCRIPTION

R/O Malignant melanoma vs benign lichenoid keratosis.

FINAL DIAGNOSIS

Skin, scalp, shave biopsy:
- Malignant melanoma, Clark's level at least IV, with a depth of at least 0.6mm, extending to the deep and lateral edges. See microscopic description, comment, and Images A - D.

Signed out by: Sherry Wehner M.D. Date: 4/25/2006 Time: 8:21 AM Accession ID: S84128-05 Patient ID: P 155837

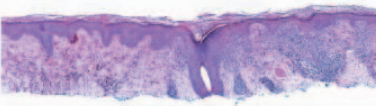
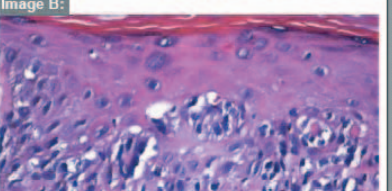
Image A: 

Image B: 

1 of 2

Maximize Window Restore Window Close



PATHOLOGY REFERENCE LABORATORY

9600 Datapoint Drive • San Antonio, Texas 78229
210.892.4775 • www.pathreflab.com